

A

SHAPE MONSTER

GEOMETRY
math menu

NAME: _____

On the left side, create your monster using different shapes. Then, write down the steps to create your monster on the right side. When you and your partner have both finished your own monsters, you will read your directions to your partner. They'll use the back of their paper to draw your monster based on your directions — don't let them peek at your paper! Does their monster look like yours?!

MY MONSTER:

DIRECTIONS:

B

SHAPE HUNT


GEOMETRY math menu

NAME: _____


Go on a scavenger hunt around your classroom. What 3D shapes can you find? List them below!




SPHERES:




CUBES:




**RECTANGULAR
PRISMS:**



CONES:



CYLINDERS:




**TRIANGULAR
PRISMS:**

C BEDROOM SHAPES

GEOMETRY
math menu

NAME: _____

Create a drawing of your bedroom.
Show as many shapes as you can, and color code them.




D SQUARE STORY

GEOMETRY math menu

NAME: _____

Create a story about a square that wants to be a circle. Make sure to include reasons why he wants to become a circle.



E PREPARE A DEBATE

GEOMETRY math menu

NAME: _____

Think about different objects that are spheres and cubes. What objects are most useful? What objects aren't? Remember, you are trying to convince your classmates that one is better than the other!

_____ are better than _____!

Here are my reasons:

1. _____

2. _____

3. _____

4. _____

5. _____

6. _____

7. _____

8. _____

G SHAPE SNACK SHACK

GEOMETRY math menu

NAME: _____

Create a geometry snack shack – you will need to have snacks of every shape! Draw and label the snacks you'll offer. See how many of each shape you can come up with!

What is the name of your snack shack? _____


Triangle Snacks:

Square Snacks:

Rectangular Snacks:

Circle Snacks:

Pentagon or
Hexagon Snacks:




H THE UNICORN'S HORN

GEOMETRY math menu

NAME: _____

Write a story about a horse that wanted to become a unicorn, and how he tried different cone-shaped items to find his horn.

Lined writing area for the student to write their story.



I SHAPE ANIMALS

GEOMETRY math menu

NAME: _____

Draw or use shape blocks to create the following animals using only the given shape.

Cat: Triangles

Dog: Ovals & Rectangles

Duck: Hearts

Turtle: Octagons